

PAVE AND GO

# SMART FLOORING SYSTEM

A REVOLUTION IN PAVING



ENGLISH





**PAVE**<sup>AND</sup>**GO**

# **SMART FLOORING SYSTEM**

**A REVOLUTION IN PAVING**

---

## **CONTENTS**

---

04/ **THE SYSTEM**

10/ **STRONG POINTS**

32/ **BENEFITS**

34/ **INTENDED USES**

36/ **THE COLLECTION**

38/ **THE TURNKEY PROJECT FOR YOUR NEEDS**

40/ **TRIMS**

43/ **TECHNICAL CHARACTERISTICS AND WARRANTY**

47/ **CARE AND CLEANING CONDITIONS**

# INNOVATIVE DRY PAVING SYSTEM

**Pave and Go** is the innovative dry paving system developed to meet a wide range of application needs and deliver incomparable technical and functional benefits.

**Pave and Go** is much more than a ceramic floor: it's technological innovation, financial saving, speedy installation, sustainability and know-how.

The ceramic tile is bonded to a warp-resistant polyurethane structure with male-female interlocking joints and a 2 mm perimeter joint immune to the deterioration over time found with cement grouts. **Pave and Go** is quick and easy to install without the aid of chemical products and the new floor is ready for use immediately.



**Pave and Go** is the outcome of a unique production process in which the tile and the polyurethane structure are forged into one. With **Pave and Go**, Emilgroup porcelain stoneware slabs 9.5 and 20 mm thick are integrated in a polyurethane backing with interlocking joints around the edge, allowing very fast, trouble-free installation without the use of cement screeds or other adhesives.

**JUST  
AS EASY  
AS IT  
LOOKS**

**MALE-FEMALE INTERLOCKING JOINT SYSTEM**

**POLYURETHANE BACKING**

**PORCELAIN STONEWARE 60x60 cm. 23<sup>5/8</sup>" X 23<sup>5/8</sup>" - THICKNESS 9.5 AND 20 mm**

**PERIMETER JOINT OF 2 mm (4 mm WITH TILES LAID SIDE BY SIDE)**

**MODULE THICKNESS 18 mm and/or 28 mm**

**Pave and Go** 18 mm is recommended for residential and public interiors without permanent or transient heavy loads, or for outdoor terraces and other areas not used by vehicles, while **Pave and Go** 28 mm is recommended for intensively used public and commercial locations, since it withstands a weight up to 2000 kg.



# KNOWLEDGE FOR INNOVATION. THE BENEFITS OF **PAVE AND GO.**


To innovate, first of all you need knowledge. Knowledge helps us to change, to move outside our comfort zones and overcome the barriers faced by every new development. Below, we describe some of the main benefits of the **Pave and Go** system, which are the direct outcome of the work of our multidisciplinary research team.





# INSTALLATION TIME? 5 TIMES LESS THAN WITH OTHER SYSTEMS!

The **Pave and Go** one-click interlocking installation system enables installation times up to 5 times shorter than with traditional systems. Thanks to the vertical interlocking male-female fixing system with 2 mm interlocking water and dirt-proof perimeter joint, flooring can be laid at a speed of about 25 sqm/hour. These short installation times generate direct and indirect financial savings that vary depending on the area for flooring.





# THE BEST WEATHER CONDITIONS FOR INSTALLATION? ANY!

The **Pave and Go** installation system can be used all year round, since it does not require chemical products such as levelling mixtures, draining mortars, liquid adhesive mortars, grouts or other materials. The system is therefore unaffected by weather conditions and there are no drying times.


The installation temperature is  $-5\text{ }^{\circ}\text{C}$  to  $+35\text{ }^{\circ}\text{C}$  but the material should be stored indoors.





# CLEAN? NO GLUE! NO GROUT! READY FOR USE? AT ONCE!

**Pave and Go** is installed without the need for adhesives or glues, facilitating perfect results. No risk that floors will be stained during installation, requiring laborious cleaning to restore it to optimal condition. What's more, being ceramic, surfaces are intrinsically resistant to dirt and can easily be cleaned with ordinary tile cleaners.




No need  
to stop work  
for installation.










# IS IT EASY TO CLEAN? ABSOLUTELY! INCREDIBLE!

Your customers will be delighted with the result: the flooring, with its integrated joints, will form a single, continuous surface. Thanks to the attractive colours and strength of the ceramic tiles, the structure will retain its beauty over time. Taking care of an indoor flooring has also never been so easy! Surfaces are resistant to dirt and can easily be cleaned with ordinary tile cleaners.



# AND IF I WANT TO CHANGE SOME SLABS? VERY SIMPLE!

**Pave and Go** slabs are very easy to replace if necessary. Want to change the pattern? Broken or damaged slab? You can remove single slabs or whole groups - it's no problem with the removal tool. Replacement can be carried out while the premises are in use, since no closures or stoppages for the works are required.





# BENEFITS



## IMMEDIATE CONNECTION

**Pave and Go** provides very quick installation times, up to 5 times faster than other systems, thanks to the innovative one-click interlocking joint system.



## CLEAN

**Pave and Go** is installed without producing dirt or debris and no cement screeds or adhesives are required. This means less risk of dirtying the paving or flooring, implying time-consuming cleaning after installation.



## SIMPLE, LOW-COST INSTALLATION

**Pave and Go** has extremely low installation costs thanks to a convenient, user-friendly male-female interlocking joint system.



## CAN BE WALKED OVER AT ONCE

**Pave and Go** can be walked over immediately after installation, since there is no need to wait for cement screeds or adhesives to dry.



## DIRT REPELLENT

Free from even minimal porosity, **Pave and Go** will never be attacked by moulds or other dirt-forming agents.



## CONVENIENT AND WASHABLE

**Pave and Go** is quick and easy to wash with any type of detergent or equipment.



## RESISTANT TO WATER

**Pave and Go** has water absorption of less than 0.5%. This means liquids do not penetrate into the surface or around the edges of the material.



## WIDE CHOICE OF LOOKS

Different colour variants in the standard range and, on request, availability for **Pave and Go** of the entire Emilgroup colour and material effect assortment in the 60x60 cm size with thickness of 9,5 and 20 mm.



## RESISTANT TO SUNLIGHT AND WEATHER

**Pave and Go** is highly resistant to prolonged exposure to sunlight, heatwaves and other extreme weather phenomena.



## FROSTPROOF

**Pave and Go** is extremely resistant to frost and very low temperatures.



## NO STANDING WATER

If installed with a 3% slope, **Pave and Go** ensures complete surface water run-off, with no standing water and faster drying.




## ANTI-SLIP RESISTANCE

**Pave and Go** is manufactured with friction coefficients suitable even for outdoor applications: R11 C (A + B + C).



## REPLACEABLE


**Pave and Go** modules are easy to replace in the event of repairs or modifications.



## REUSABLE

Installed without adhesives, **Pave and Go** modules can be reused, even several times.

# INTENDED USES



# THE COLLECTION

**Pave and Go** offers a rich selection of patterns and styles from the Emilgroup collections in the 60x60 cm size with thickness of 9,5 and 20 mm.

## Pave and Go 18 mm R10 \*


60x60 - 23<sup>5/8</sup>" x 23<sup>5/8</sup>"



**K88F**  
BE-SQUARE SAND




**K88A**  
CORNERSTONE SLATE GREY




**KKEY**  
MAPIERRE NATUREL ANCIENNE




**K88E**  
BE-SQUARE CONCRETE



**K88C**  
CORNERSTONE SLATE BLACK



**KKF1**  
MAPIERRE GRIS ANCIENNE



**KKKT**  
MAPIERRE NOIR ANCIENNE

PACKING AND WEIGHT 18 mm			
	Pieces per Pallet	Sqm per Pallet	Kg per Pallet
	96	34.56	843

\* Products from stock - Immediate availability

## Pave and Go 28 mm R11 \*


60x60 - 23<sup>5/8</sup>" x 23<sup>5/8</sup>"




**EFC7**  
ARDESIA GREY




**EFC8**  
PORTLAND GREY




**EFC6**  
ARDESIA BLACK




**KD99**  
LIGNEA ROVERE



**EGAE**  
ARDESIA GOLD



**KLMF**  
CORNERSTONE SLATE LIGHT GREY



**KLME**  
CORNERSTONE SLATE SAND

PACKING AND WEIGHT 28 mm			
	Pieces per Pallet	Sqm per Pallet	Kg per Pallet
	64	23.04	1123


\* Products from stock - Immediate availability

## Pave and Go 28 mm R10/R9 \*


60x60 - 23<sup>5/8</sup>" x 23<sup>5/8</sup>"



**EGOJ**  
ON SQUARE CEMENTO



**KG9C**  
SUPERMARKET DARK GREY



**KG9D**  
SUPERMARKET BROWN




**KL46**  
REPLAY CONCRETE WHITE

# THE **TURNKEY** PROJECT FOR YOUR NEEDS



## TOP QUALITY CERAMIC PRODUCT

Emilgroup guarantees the supply of an innovative system including the outstanding technical performance and immaculate appearance of porcelain stoneware.



## QUALIFIED INSTALLATION TEAM

The Emilgroup team provides skilled, specialist staff for installation in line with the project's requirements.



## PRE AND POST-INSTALLATION SERVICE


Emilgroup provides seamless assistance throughout all installation phases and for all technical requirements on the construction site.



# 18 MM TRIMS

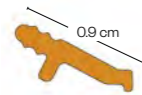
## WHITE ALUMINIUM SKIRTING

**10056247**  
6 x 250 cm - 2<sup>3/8</sup>" x 98<sup>7/16</sup>"



## SKIRTING SEALING EDGE

**10056253**  
0.9 x 250 cm - 3/8" x 98<sup>7/16</sup>"



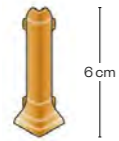
## SKIRTING LEFT END TILE

**10055912**  
H 6 cm - 2<sup>3/8</sup>"



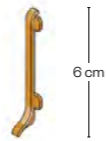
## SKIRTING 90° OUTSIDE CORNER

**10055910**  
H 6 cm - 2<sup>3/8</sup>"



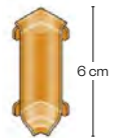
## SKIRTING RIGHT END TILE

**10055913**  
H 6 cm - 2<sup>3/8</sup>"



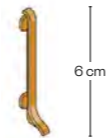
## SKIRTING 90° INSIDE CORNER

**10055911**  
H 6 cm - 2<sup>3/8</sup>"



## SKIRTING CONNECTION

**10055914**  
H 6 cm - 2<sup>3/8</sup>"




## RENU EBU RAMP BRUSHED STEEL

**10056254**  
1.75 x 3.35 x 250 cm - 1<sup>1/16</sup>" x 1<sup>5/16</sup>" x 98<sup>7/16</sup>"



## SCHIENE-AE PROFILE ANODISED ALUMINIUM


**10056256**  
1.75 x 250 cm - 1<sup>1/16</sup>" x 98<sup>7/16</sup>"



# 18 MM TRIMS

## BARA-RT PROFILE COLOURED ALUMINIUM GM

**10056259**  
5 x 250 cm - 1<sup>5/16</sup>" x 98<sup>7/16</sup>"



## BARA-RT PROFILE OUTSIDE CORNER

**10055924**  
25 x 25 cm - 9<sup>13/16</sup>" x 9<sup>13/16</sup>"



## BARA-RT PROFILE CONNECTION


**10055925**  
H 7 cm - 2<sup>3/4</sup>"



## BRUSHED ALUMINIUM RAMP 18 mm


**10060271 (female)**  
14.64 x 100 x 1.8H cm - 5<sup>3/4</sup>" x 39<sup>3/8</sup>" x 1<sup>1/16</sup>"H

**10060272 (male)**  
13.25 x 100 x 1.8H cm - 5<sup>3/16</sup>" x 39<sup>3/8</sup>" x 1<sup>1/16</sup>"H



## STEEL RAMP 28 mm

**10055929**  
32.7 x 150 x 3.2H cm - 12<sup>7/8</sup>" x 69<sup>1/8</sup>" x 1<sup>1/4</sup>"H




## SELF-LEVELLING MAT

**10056002**  
60 x 120 x 0.8H cm - 23<sup>5/8</sup>" x 47<sup>1/4</sup>" x 5/16"H

## FIXING TAPE

**10055932**  
120 m





# TECHNICAL CHARACTERISTICS AND WARRANTY

PRODUCT TECHNICAL CHARACTERISTICS	
Collection: Pave and Go Indoor - Surface: Indoor	Brand: Ceramic tiles
Size (cm): 60x60	Thickness (mm): 9.5 / 20 mm

Compliant with standard EN 14411:2016 Annex G group Bla - GL  
Compliant with standard ISO 13006:2018 Annex G group Bla - GL

Technical features	Testing method	Measurement unit	Average typical values	Established limits
CHEMICAL PROPERTIES				
Resistance to chemicals for household use and swimming pool salts	ISO 10545-13		A	GB Minimum (EN 14411:2016) GB Minimum (ISO 13006:2018)
Resistance to low concentrations of acids and bases	ISO 10545-13		LA	Declared value (EN 14411:2016) Test method available (ISO 13006:2018)
Resistance to high concentrations of acids and bases	ISO 10545-13		HA	Declared value (EN 14411:2016) Test method available (ISO 13006:2018)
Chemical resistance	ASTM C650-04		Not Affected	Declared value (ANSI A1371:2012)
Stain resistance	ISO 10545-14		Class 5	Minimum class 3 (EN 14411:2016) Minimum class 3 (ISO 13006:2018)
Stain resistance	ASTM C1378-04		Not Affected	Declared value (ANSI A1371:2012)

\* The work size shall be chosen, for non-modular tiles, so that the difference between the work size and the nominal size is:  
\*\* The deviation, in percent, of the average size for each tile (2 or 4 sides) from the work size  
\*\*\* See table 2 EN 14411:2016 for uses where it is applicable  
c.o Centre curvature, related to diagonal calculated from the work sizes  
e.o. Edge curvature, related to the corresponding work sizes  
w. Warpage, related to diagonal calculated from the work sizes

RESISTANCE TO SUPERFICIAL ABRASION - ISO 10545-7	
Dark colours	Class 4 - Visible abrasion after 2100 cycles
Light colours	Class 5 - Visible abrasion after > 12000 cycles

PRODUCT TECHNICAL CHARACTERISTICS	
Collection: Pave and Go Indoor - Surface: Indoor	Brand: Ceramic tiles
Size (cm): 60x60	Thickness (mm): 20 mm

Static test - Load test on the element resting on 4 pedestals	Standard of reference	Value declared
Concentrated static breaking load (centre of panel)*	UNI EN 12825	≥ 70 kN kH
Concentrated static breaking load (centre of side)*		≥ 6.0 kN kH
Concentrated static breaking load (diagonal)*		≥ 6.0 kN kH
The specimen tested consists of a raised floor panel measuring 600x600 mm with thickness 20 mm, in porcelain stoneware. The panel was tested by placing it on four adjustable-height plastic pedestals 100 mm tall.		
A similar static load test was performed following an in-house procedure based on some of the recommendations of the 2003 edition of the UNI EN 12825 standard, for indoor raised floors with 5 pedestals. The slab was tested by placing it on 5 plastic pedestals, with one pedestal in the centre of the slab and the others in the 4 corners.		
Element permanent deformation test	UNI EN 12825	Test passed
Dynamic load - Hard body impact test	UNI EN 12825	Test failed
Dynamic load - Soft body impact test	UNI EN 12825	Test passed
Vertical load test on pedestal	UNI EN 12825	Test results declared by the pedestal's supplier

TYPE OF TEST	TEST OUTCOME		
Static test - Load test on the element	Standard of reference	Value declared	Classification
Breaking strength**	UNI EN 1339 ANNEX F	Breaking load class 110 Bending strength class 2	U11

\* The breaking load value (expressed in Newtons [N]) is the force required to break the panel in the test points.  
\*\* Values refer to the test methods for plain concrete pavings and complementary pieces



# TECHNICAL CHARACTERISTICS AND WARRANTY

## Pave and Go System 18 mm

SIZE AND GENERAL INFORMATION	UNIT	SPECIFICATION
System size <sup>1</sup>	mm	602 x 602
Total System height <sup>2</sup>	mm	18.0
Surface		ceramic tile
Tile size <sup>3</sup>	mm	598 x 598 x 9.5
Backside of the flooring system		Polyurethane bars and locking system
Storage		Indoor storage is recommended
Laying temperature		-5 to +35 °C <sup>4</sup>
UV resistance		Requirements fulfilled: no cracks, no blistering <sup>5</sup>
Thermal Shock resistance According to EN 10645-9:2000		PASS
INFORMATION FOR INSTALLATION		
Installation methods		cross-bond, half-offset or random structure
Possible staggered installation (multiples of)	mm	50
Usage		indoor areas
Floor heating		suitable <sup>6</sup>
DATA FOR THE LAID ELEMENTS <sup>7</sup>		
Weight approx.	kg / m <sup>2</sup>	26
Average width of joint	mm	3
Fire behaviour according to DIN EN 13501(2010-01)		Bfl-s1
Resistance of the joints to liquids		Very good <sup>8</sup>
Heat transfer resistance R	m <sup>2</sup> K/W	0.124 <sup>9</sup>
Anti-Slip-Class, abrasive-strength		According to the series - Technical Sheet
LOAD VALUES / TYPES OF USE ON A LEVELLED SURFACE		
Payload: Pallet truck with polyurethane or rubber wheels	kg	600
Point load at 2.5 x 2.5 cm	kg	275 <sup>10</sup>
Possible applications: office space, shop-in-shop and pop-up systems, low loaded salesrooms.		
LOAD VALUES ON SUBFLOORS <sup>11</sup>		
Payload: Pallet truck with polyurethane or rubber wheels	kg	450
Point load at 2.5 x 2.5 cm	kg	200 <sup>12</sup>
Possible applications: exhibition stands, private rooms, office space, low loaded salesrooms.		

<sup>1</sup> Tolerance element size: -0.0% / +0.07% of the nominal dimension.  
<sup>2</sup> Thickness tolerance: ±5% of the nominal dimension.  
<sup>3</sup> See tile's tolerance from pag. 1, Ceramic Tile Technical Sheet.  
<sup>4</sup> For an easier installation, a previous storage of the elements in a closed room for 2 days is recommended; the more suitable room temperature for the storage must be kept above 15 °C/59 °F).  
<sup>5</sup> Color changes can still occur due to UV exposure or chemicals.  
<sup>6</sup> For floor heating, an object-related examination / calculation must be carried out by the specialist planner heating or heating engineer. Thermal resistance without heat transfer resistance R<sub>s</sub>.  
<sup>7</sup> Observe the Information on laying floor system Pave & Go.  
<sup>8</sup> Polyurethane as material for the joints does not absorb any liquids. Stains can be removed. Organic liquids, especially solvents, can cause changes in colour when left too long on the joints.  
Please refer to Pave & Go the cleaning instructions for flooring system.  
<sup>9</sup> For floor heating, an object-related examination / calculation must be carried out by the specialist planner heating or heating engineer. Thermal resistance without heat transfer resistance R<sub>s</sub>.  
<sup>10</sup> Tested with tiles with a thickness of 10.0 mm and an average bending resistance of 50 N/mm<sup>2</sup>.  
<sup>11</sup> In accordance with DIN 18202 increased requirements - Table 3 - line 4.  
<sup>12</sup> Tested with tiles with a thickness of 10.0 mm and an average bending resistance of 50 N/mm<sup>2</sup>.



# TECHNICAL CHARACTERISTICS AND WARRANTY

## Pave and Go System 28 mm

SIZE AND GENERAL INFORMATION	UNIT	SPECIFICATION
System size <sup>1</sup>	mm	602 x 602
Total System height <sup>2</sup>	mm	28,0
Surface		ceramic tile
Tile size <sup>3</sup>	mm	598 x 598 x 20,0
Backside of the flooring system		Polyurethane bars and locking system
Storage		Indoor storage is recommended
Laying temperature		-5 to +35 °C <sup>4</sup>
Measurement of the walking noise in the test facility according to EN 16205		$L_{n,walk,A} = 99 \text{ dB(A)} - (98,7 \text{ dB(A)} \pm 0,2 \text{ dB(A)})$
Test of the improvement of impact sound insulation in the ceiling test facility according to EN ISO 10140		$\Delta L_w(C, \Delta) = 15 \text{ (-10) dB}$ $\Delta L_w(CI, \Delta) = 22 \text{ (-11) dB}^5$
UV resistance		Requirements fulfilled: no cracks, no blistering <sup>6</sup>
Thermal Shock resistance according to EN 10645-9:2000		PASS
INFORMATION FOR INSTALLATION		
Installation methods		cross-bond, half-offset or random structure
Possible staggered installation (multiples of)	mm	50
Usage		indoor areas
Floor heating		suitable <sup>7</sup>
DATA FOR THE LAID ELEMENTS <sup>8</sup>		
Weight approx.	kg / m <sup>2</sup>	46
Average width of joint	mm	4
Fire behaviour according to DIN EN 13501(2010-01)		Bfl-s1
Resistance of the joints to liquids		Very good <sup>9</sup>
Heat transfer resistance R	m <sup>2</sup> K/W	0,133 <sup>10</sup>
Anti-Slip-Class, abrasive-strength		According to the series - Technical Sheet
LOAD VALUES ON SUBFLOORS <sup>11</sup>		
Payload: Pallet truck with polyurethane or rubber wheels	kg	2000
Point load at 2,5 x 2,5 cm	kg	800 <sup>12</sup>
Possible applications: Showrooms commercial vehicles, retail space - shop fitting, public buildings. Forklift truck and electric lift truck up to max. 2800 kg. <sup>3</sup>		

<sup>1</sup> Tolerance element size: -0.0% / +0.07% of the nominal dimension.  
<sup>2</sup> Thickness tolerance: ±5% of the nominal dimension.  
<sup>3</sup> See tile's tolerance from pag. 1, Ceramic Tile Technical Sheet.  
<sup>4</sup> For an easier installation, a previous storage of the elements in a closed room for 2 days is recommended; the more suitable room temperature for the storage must be kept above 15 °C/59 °F).  
<sup>5</sup> Value  $\Delta L_w(CI, \Delta) = 22 \text{ (-11) dB}$  only applies to installation with AR-compensation-mat.  
<sup>6</sup> Color changes can still occur due to UV exposure or chemicals.  
<sup>7</sup> For floor heating, an object-related examination / calculation must be carried out by the specialist planner heating or heating engineer. Thermal resistance without heat transfer resistance R<sub>sI</sub>.  
<sup>8</sup> Observe the information on laying floor system Pave & Go.  
<sup>9</sup> Polyurethane as material for the joints does not absorb any liquids. Stains can be removed. Organic liquids, especially solvents, can cause changes in colour when left too long on the joints. Please refer to Pave & Go the cleaning instructions for flooring system.  
<sup>10</sup> For floor heating, an object-related examination / calculation must be carried out by the specialist planner heating or heating engineer. Thermal resistance without heat transfer resistance R<sub>sI</sub>.  
<sup>11</sup> In accordance with DIN 18202 increased requirements - Table 3 - line 4.  
<sup>12</sup> Ibidem.

# CARE AND CLEANING CONDITIONS

### ROUTINE CLEANING INSTRUCTIONS

Emilgroup products are easy to care for, confirming our commitment to the environment. However, cleaning procedures and frequency will always depend on the context in which the tiles are used.

**For effective care, we recommend the following:**

1. Do not leave dirt on the surface for too long.
2. Wash surfaces regularly with neutral or degreasing cleaners diluted in hot water, following the instructions on the pack.
3. Rinse with clean water.

### EXTRAORDINARY CLEANING INSTRUCTIONS

Extraordinary cleaning procedures are needed if the floor becomes stained or dirty with specific substances due to accidents. In this case, professional, alkaline cleaners, specifically developed for the type of dirt to be removed (see table of examples), are required.

**For effective extraordinary cleaning, we recommend the following:**

1. Wash with water to remove superficial dirt.
2. Apply the alkaline product diluted in a solution of about 3% to the surface. The detergent concentration can be gradually increased to deal with difficult cases where coatings or unusually tough stains have to be removed.
3. Wait 7/10 minutes. For stubborn stains, the abrasive effect can be increased by using a dry powder soap, sprinkling it over the cleaner at the end of the waiting time.

TYPE OF DIRT	RECOMMENDED CLEANER					
	Solvent		Acid cleaner		Alkaline cleaner	
	FILA	FABER	FILA	FABER	FILA	FABER
Beer, wine					PS - 87 PRO	Stain Remover Powder
Coffee					PS - 87 PRO	Stain Remover Powder
Tar	Solv	Solvent Stripper				
Rubber	Solv	Solvent Stripper				
Cement			Deterdek Pro	Cement Remover		
Candle wax	Solv	Solvent Stripper				
Coca Cola					PS - 87 PRO	Stain Remover Powder
Lime bloom			Deterdek Pro	Cement Remover		
Plaster			Deterdek Pro	Cement Remover		
Animal fats					PS-87 PRO	Deep Degreaser
Vegetable fats					PS-87 PRO	Deep Degreaser
Ice-cream					PS-87 PRO	Deep Degreaser
Inks					PS - 87 PRO SR 95	Deep Degreaser
Marker pens					PS-87 PRO	Deep Degreaser
Ketchup					PS - 87 PRO	Deep Degreaser
Mayonnaise					PS - 87 PRO	Deep Degreaser
Jams					PS - 87 PRO	Deep Degreaser
Engine / silicone oils	Solv	Oil & Grease Remover			PS - 87 PRO	Deep Degreaser
Flaxseed oil	Solv	Oil & Grease Remover				
Tyre					PS - 87 PRO	Deep Degreaser
Metal residues			Deterdek Pro	Tile Cleaner		
Resins or enamels			No Paint Star	Epoxy Cleaner		
Lipstick					PS - 87 PRO	Deep Degreaser
Rust			Deterdek Pro	Margel Plus / Oxidant		
Grouting material			Deterdek Pro	Margel Plus / Oxidant		
Emulsion paints			Deterdek Pro	Tile Cleaner		
Silicone	Solv	Epoxy Cleaner				
Chewing-gum					PS - 87 PRO	Deep Degreaser

### IMPORTANT!

Take great care when using acids or other chemical products; comply strictly with the instructions provided by the producer on the pack. Always start using products diluted 1:5 in water and gradually increase the concentration if the stain is not removed.

PAVE AND GO

[paveandgo.com](http://paveandgo.com)  
[paveandgo.shop](http://paveandgo.shop)